



**Spin Dryers**  
**VP2 "Greens Machine" Vegetable Dryer,**  
**20Gal (75Lt) with basket, stainless steel**  
**drum**

ITEM # \_\_\_\_\_  
 MODEL # \_\_\_\_\_  
 NAME # \_\_\_\_\_  
 SIS # \_\_\_\_\_  
 AIA # \_\_\_\_\_



VP2 "Greens Machine" Vegetable Dryer, 20Gal (75Lt) with basket,  
 stainless steel drum  
 Spin Dryers



**Short Form Specification**

**Item No.** \_\_\_\_\_

VP2 "Greens Machine" Vegetable Dryer, 20Gal (75Lt) with basket, stainless steel drum, floor model, capacity approximately 16 heads of lettuce, adjustable built-in 5 minute timer, ON & OFF buttons at ergonomic height, built-in water collection reservoir, stainless steel outer drum (body), 3 casters with brakes.

SPECS: 370 watts (1/2HP) motor, 115v/60/1, 2.7 amps, NEMA 5-15P, 8ft cord

**Main Features**

- Dries up to 16 heads of lettuce in under 5 minutes. Other green leaves and cut vegetables can be dried as well.
- Delivered with plastic basket, equipped with handle grips for easy loading/unloading.
- Built-in 5 minute timer protected by hinged cover.
- ON/OFF water proof buttons at ergonomic height.
- Electrical braking system to stop basket rotation in a few seconds at the end of the cycle or when lid is opened.
- Ergonomically fits under working kitchen counters for storage after use.
- Built in reservoir, water can be easily collected. No need for floor drain (optional).
- Easy lock casters.
- ETL electrical and sanitation listed.
- 2 year parts warranty, 1 year labor.

**Construction**

- Stainless steel external drum (body).
- Removable plastic inner basket, 20Gal (75Lt) capacity.
- Hinged plastic lid with built-in safety device.
- Mounted on casters with brakes.
- Water reservoir (built-in) equipped with level indicator.
- Basket rotates at approximately 400 RPM.

**Included Accessories**

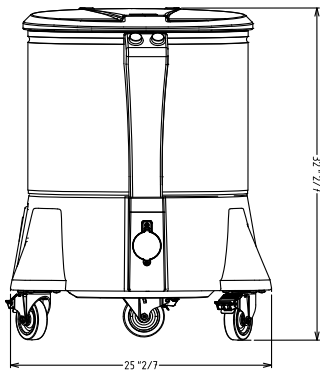
- 1 of Inner Basket with holes PNC 653788

**Optional Accessories**

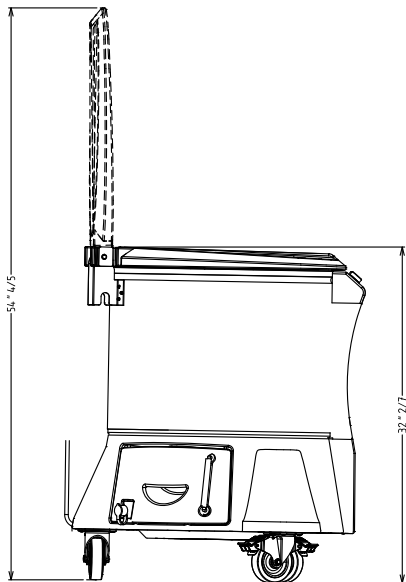
- Inner Basket with holes PNC 653788

APPROVAL: \_\_\_\_\_

Front

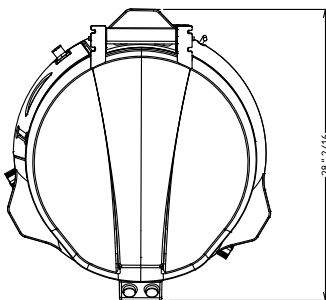


Side



EI = Electrical connection

Top



### Electric

<b>Supply voltage:</b>	120 V/1N ph/60 Hz
600095 (VP2)	
<b>Amps:</b>	2.7
<b>Total Watts:</b>	0.4 kW
<b>Plug type:</b>	USA NEMA 5-15P
<b>Horsepower:</b>	1/2 HP

### Key Information:

<b>External dimensions, Width:</b>	26 9/16" (675 mm)
<b>External dimensions, Depth:</b>	26 9/16" (675 mm)
<b>External dimensions, Height:</b>	32 1/64" (813 mm)
<b>Shipping weight:</b>	121 lbs (55 kg)